


# FAMILIARIZE YOURSELF WITH THE NEW VOTING SYSTEM

## QUICK GUIDE TO CLICKER



GREEN = YES




RED = NO



YELLOW = ABSTAIN

- For questions **10 and under**, use numbers as listed on left of buttons.
- For questions **10 and over**, click both numbers to create compound.

EX: For 10 → use buttons 1 & 0



These buttons can **only** be used for questions with multiple answers



Delete answer **before** sending



Send button **between** each vote


**\*\*Note**  
10 is 0

**\*\*Once votes are cast, they are final, there is no way to go back so please take your time.**

# FAMILIARIZE YOURSELF WITH THE NEW VOTING SYSTEM

## YES/NO/ABSTAIN ONE ANSWER

---




For a YES/NO/ABSTAIN questions you will use the following 3 buttons:

Green – 1A/YES

Red – 2B/NO

Yellow – 3C/ABS



You will see the OK with the number once your choice is submitted. It requires you just to push the button for it to register. You have up until the closing of the vote to change your answers (this is only an option for this kind of voting).




We will conduct a test at the beginning of the meeting to explain the process in detail and answer questions.

# FAMILIARIZE YOURSELF WITH THE NEW VOTING SYSTEM

## MULTIPLE CHOICE (10 OR LESS) ONE OR MORE ANSWER

For a question that have a list of answers where you are choosing one or more answers as a choice out of 10, you will use the full keypad and require to hit the send button.



You will see the OK with the number once your choice is submitted. It requires you to push the button for the number and then the send button for it to register.

In the case of multiple votes then you will only be able to cast up to that number of votes. Duplicates entries only count once.


We will conduct a test at the beginning of the meeting to explain the process in detail and answer questions about the process.

# FAMILIARIZE YOURSELF WITH THE NEW VOTING SYSTEM

## MULTIPLE CHOICE (10+) WITH ONE OR MORE ANSWER



For a question that has a list of answers where you are choosing one or more answers as a choice out of more than 10 options, you will use the full keypad as single digits and require the enter button:



*Note: 10J will be 0 in this option.*

You will see the OK with the number once your choice is submitted. It requires you just to push the button for it to register.

In the case of multiple votes register then you will only be able to cast that number of votes. Duplicates entries only count once.

We will conduct a test at the beginning of the meeting to explain the process in detail and answer questions about the process.



## FAMILIARIZE YOURSELF WITH THE NEW VOTING SYSTEM



The paper airplane is the SEND button. This is used when you have multiple choices out of a list. You will enter first number (and in case of multiple digits) then hit send for the next entry.



The back space X is the delete button if you have multiple

We will conduct a test at the beginning of the meeting to explain the process in detail and answer questions about the process.